

Rule 88

Part 8 Traffic signs and road markings

Note 1 The rules in this Part cover most traffic signs and road markings. However, some traffic signs and road markings are dealt with in other Parts dealing with particular subjects. These include:

- speed-limits (including speed-limits in speed-limited areas and shared zones) — see Part 3
- U–turns — see Part 4, Division 4
- traffic lights — see Part 6
- *stop signs* and *give way signs* — see Part 7, Division 1
- roundabouts — see Part 9
- level crossings — see Part 10
- keeping left and lane signs — see Part 11
- stopping and parking — see Part 12
- pedestrians — see Part 14
- bicycle riders — see Part 15.

Note 2 Rule 322 deals with the meaning of traffic control devices *on* a road or *in* or *at* an area or place (including an intersection).

Note 3 For a driver, a traffic sign or road marking mentioned in a rule is, unless the contrary intention appears, a sign or marking that applies to the driver. To find out how traffic signs and road markings apply to a driver, see rules 338 to 341.

Division 1 Traffic signs and road markings at intersections

Note *Intersection*, *road marking* and *traffic sign* are defined in the dictionary.

88 Left turn signs

- (1) If there is a *left turn only sign* at an intersection, a driver must turn left at the intersection.

Offence provision.

Note For the meaning of *left*, see rule 351 (1).

- (2) If there is a *left lane must turn left sign* at an intersection, a driver who is in the left marked lane when entering the intersection must turn left at the intersection.

Offence provision.

Note **Marked lane** is defined in the dictionary.

Left turn only sign



Left lane must turn left sign



Note for diagrams There is another permitted version of each of these signs — see the diagrams in Schedule 3.

89 Right turn signs

- (1) If there is a *right turn only sign* at an intersection, a driver must turn right at the intersection.

Offence provision.

Note For the meaning of *right*, see rule 351 (2).

- (2) If there is a *right lane must turn right sign* at an intersection, a driver who is in the right marked lane when entering the intersection must turn right at the intersection.

Offence provision.

Note **Marked lane** is defined in the dictionary.

- (3) In this rule:

turn right does not include make a U–turn.

Note **U–turn** is defined in the dictionary.

Rule 90

Right turn only sign



Right lane must turn right sign



Note for diagrams There are a number of other permitted versions of the *right turn only sign*, and another permitted version of the *right lane must turn right sign* — see the diagrams in Schedule 3.

90 No turns signs

If there is a *no turns sign* at an intersection, a driver must not turn left or right, or make a U–turn, at the intersection.

Offence provision.

Note **U–turn** is defined in the dictionary.

No turns sign



91 No left turn and no right turn signs

- (1) If there is a *no left turn sign* at an intersection, a driver must not turn left at the intersection.

Offence provision.

- (2) If there is a *no right turn sign* at an intersection, a driver must not turn right or make a U–turn at the intersection.


Offence provision.

No left turn signs

No left turn sign
(Standard sign)



No left turn sign
(Variable illuminated message sign)



No right turn signs

No right turn sign
(Standard sign)



No right turn sign
(Variable illuminated message sign)



Note for diagrams There is another permitted version of each of the *no left turn signs* and a number of other permitted versions of the *no right turn signs* — see the diagrams in Schedule 3.

92 Traffic lane arrows

- (1) If a driver is driving in a marked lane at an intersection (except a roundabout) and there are traffic lane arrows applying to the lane, the driver must:
 - (a) if the arrows indicate a single direction — drive in that direction; or
 - (b) if the arrows indicate 2 or more directions — drive in one of those directions.

Offence provision.

Note 1 **Marked lane** and **traffic lane arrows** are defined in the dictionary.

Note 2 Part 9 deals with traffic lane arrows at roundabouts.

Rule 92

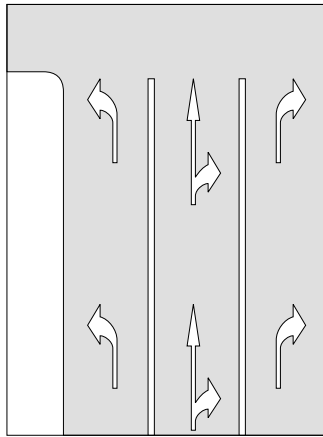
Note 3 Rule 329 explains when a traffic control device applies to a marked lane.

- (2) However, this rule does not apply to a driver if the arrows indicate a direction to the right (whether or not they also indicate another direction) and the driver is making a U–turn at the intersection.


Note Rules 40 and 41 deal with making a U–turn at an intersection. If there are traffic lights at the intersection, the driver may make a U–turn only if there is a *U–turn permitted sign* at the intersection. If there are no traffic lights at the intersection, the driver may make a U–turn unless there is a *no U–turn sign* at the intersection.

Examples

Example 1
Traffic lane arrows on the surface of marked lanes



Example 2
Traffic lane arrows on a traffic sign



Division 2 Traffic signs and road markings generally

93 No overtaking or passing signs

- (1) A driver must not:
- (a) drive past a *no overtaking or passing sign* if any oncoming vehicle is on the bridge or length of road to which the sign applies; or
 - (b) overtake a vehicle on a bridge or length of road to which a *no overtaking or passing sign* applies.

Offence provision.

Note **Oncoming vehicle** and **overtake** are defined in the dictionary.

- (2) A *no overtaking or passing sign* on a road applies to the length of road (including a length of road on a bridge) beginning at the sign and ending:
- (a) if information on or with the sign indicates a distance — at that distance past the sign; or
 - (b) if the sign applies to a bridge — at the end of the bridge; or
 - (c) at an *end no overtaking or passing sign* on the road.

Note **With** is defined in the dictionary.

No overtaking or passing sign



End no overtaking or passing sign



Rule 94


94 No overtaking on bridge signs

A driver on a bridge with a *no overtaking on bridge sign* must not overtake a vehicle between the sign and the far end of the bridge.

Offence provision.

Note **Overtake** is defined in the dictionary.

No overtaking on bridge sign



Note for diagram There is another permitted version of this sign — see the diagram in Schedule 3.

95 Emergency stopping lane only signs

- (1) A driver must not drive in an emergency stopping lane unless:
 - (a) the driver needs to drive in the emergency stopping lane to avoid a collision, to stop in the lane, or because the driver's vehicle is disabled; or
 - (b) the driver is permitted to drive in the emergency stopping lane under another law of this jurisdiction.

Offence provision.

Note 1 **Driver's vehicle** is defined in the dictionary.

Note 2 Rule 178 deals with stopping in an emergency stopping lane.

- (2) This rule does not apply to the rider of a bicycle.

Note 1 **Bicycle** is defined in the dictionary.

Note 2 If a *no bicycles sign* applies to the emergency stopping lane, the rider must not ride in the lane — see rule 252.

(3) In this rule:

emergency stopping lane means a marked lane, or the part of a marked lane, to which an *emergency stopping lane only sign* applies.

Note 1 **Marked lane** is defined in the dictionary.

Note 2 Rule 329 explains when a traffic control device applies to a marked lane.

Emergency stopping lane only sign



Note for diagram The sign may have an arrow pointing in a different direction — see rule 316 (4).

96 Keep clear markings

(1) A driver must not stop on an area of a road marked with a keep clear marking.

Offence provision.


(2) In this rule:

keep clear marking means the words ‘keep clear’ marked across all or part of a road, with or without continuous lines marked across all or part of the road.

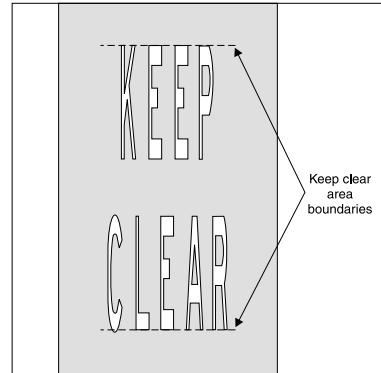
Rule 97

Examples

Example 1
Keep clear marking bounded by
line road markings



Example 2
Keep clear marking with no line
road markings



97 Road access signs

- (1) A driver must not drive on a length of road to which a *road access sign* applies if information on or with the sign indicates that the driver or the driver's vehicle is not permitted beyond the sign.

Offence provision.

Note **Driver's vehicle**, **length** of road and **with** are defined in the dictionary.

- (2) A *road access sign* on a road applies to the length of road beginning at the sign (including any road into which the length of road merges) and ending:
 - (a) if the sign is on a freeway — at an *end freeway sign* or *end road access sign* on the road; or
 - (b) if the sign is not on a freeway — at the nearer of the following:
 - (i) if the road ends at a T-intersection or dead end — the end of the road;
 - (ii) an *end road access sign* on the road.

Example

A *road access sign* on an access ramp to a freeway applies to the access ramp and the freeway into which the access ramp merges.

Note 1 **Freeway** is defined in rule 177, and **road marking**, **T-intersection** and **traffic sign** are defined in the dictionary.

Note 2 Rule 229 applies the *road access sign* to pedestrians.

Road access sign



End freeway sign



End road access sign



Note 1 for diagrams There are a number of other permitted versions of the *road access sign* and the *end freeway sign* — see the diagrams in Schedule 3.

Note 2 for diagrams A *road access sign* may indicate that it applies to different or additional vehicles or persons — see rule 316 (4).

98 One-way signs

- (1) A driver must not drive on a length of road to which a *one-way sign* applies except in the direction indicated by the arrow on the sign.

Offence provision.

Note **Length** of road is defined in the dictionary.

Rule 99

- (2) A *one-way sign* on a road applies to the length of road beginning at the sign and ending at the nearer of the following:
- (a) a *two-way sign* on the road;
 - (b) a *keep left sign* on the road;
 - (c) another sign or road marking on the road that indicates that the road is a two-way road;
 - (d) if the road ends at a T-intersection — the end of the road.

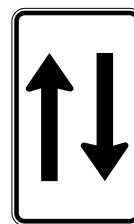
Note 1 Road marking, T-intersection and two-way road are defined in the dictionary.

Note 2 There is a diagram of a *keep left sign* in rule 99.

One-way sign



Two-way sign



Note 1 for diagrams There are a number of other permitted versions of the *one-way sign* and another permitted version of the *two-way sign* — see the diagrams in Schedule 3.

Note 2 for diagrams A *one-way sign* may have an arrow pointing in a different direction — see rule 316 (4).

99 Keep left and keep right signs

- (1) A driver driving past a *keep left sign* must drive to the left of the sign.

Offence provision.

- (2) A driver driving past a *keep right sign* must drive to the right of the sign.

Offence provision.

Keep left sign



Keep right sign



Note for diagrams There is another permitted version of the *keep right sign* — see the diagram in Schedule 3.

100 No entry signs

A driver must not drive past a *no entry sign*.

Offence provision.

No entry sign



Note for diagram There are a number of other permitted versions of this sign — see the diagrams in Schedule 3.

101 Hand-held stop signs

- (1) A driver approaching a *hand-held stop sign* must stop before reaching the sign.

Offence provision.

- (2) The driver must not proceed until the holder of the sign:
 - (a) no longer displays the sign towards the driver; or
 - (b) otherwise indicates that the driver may proceed.

Offence provision.

Rule 101

- (3) This rule does not apply to a driver approaching or at a *hand-held stop sign* at a children's crossing.

Note Rule 80 defines *children's crossing*, and deals with *hand-held stop signs* at children's crossings.

Hand-held stop signs

Note for diagrams There are a number of other permitted versions of this sign — see the diagrams in Schedule 3.

Division 3 Signs for trucks, buses and other large vehicles

102 Clearance and low clearance signs

- (1) A driver must not drive past a *clearance sign*, or a *low clearance sign*, if the driver's vehicle, or any vehicle connected to it, is higher than the height (in metres) indicated by the sign.

Offence provision.

Note **Driver's vehicle** is defined in the dictionary.

- (2) In this rule:
vehicle includes any load carried by the vehicle.

Clearance sign



Low clearance sign



103 Load limit signs

- (1) A driver must not drive past a *bridge load limit (gross mass) sign* or *gross load limit sign* if the total of the gross mass (in tonnes) of the driver's vehicle, and any vehicle connected to it, is more than the gross mass indicated by the sign.

Offence provision.

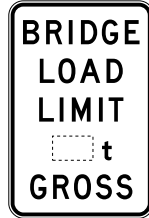
Note **Driver's vehicle** is defined in the dictionary.

- (2) A driver must not drive past a *bridge load limit (mass per axle group) sign* if the mass (in tonnes) carried by an axle group of the driver's vehicle, or any vehicle connected to it, is more than the mass indicated by the sign for the axle group.


Offence provision.

- (3) In this rule:
vehicle includes any load carried by the vehicle.

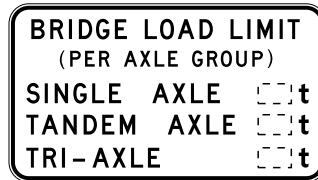
Bridge load limit (gross mass) sign



Gross load limit sign



Bridge load limit (mass per axle group) sign



Note for diagrams There are a number of other permitted versions of the *bridge load limit (mass per axle group) sign*— see the diagrams in Schedule 3.

104 No trucks signs

- (1) A driver (except the driver of a bus) must not drive past a *no trucks sign* that has information on or with it indicating a mass if the GVM of the driver's vehicle (or, if the driver is driving a combination, any vehicle in the combination) is more than that mass, unless the driver is permitted to drive the vehicle on a route passing the sign under another law of this jurisdiction.

Offence provision.

Note **Bus**, **combination**, **driver's vehicle**, **GVM** and **with** are defined in the dictionary.

- (2) A driver (except the driver of a bus) must not drive past a *no trucks sign* that has information on or with it indicating a length if the length of the driver's vehicle (or, if the driver is driving a combination, the length of the combination) is longer than that length, unless the driver is permitted to drive the vehicle on a route passing the sign under another law of this jurisdiction.

Offence provision.

- (3) The driver of a truck must not drive past a *no trucks sign* that has no information on or with it indicating a mass or length, unless the driver is permitted to drive the truck on a route passing the sign under another law of this jurisdiction.

Offence provision.

Note **Truck** is defined in the dictionary.

No trucks sign



105 Trucks must enter signs

If the driver of a truck drives past a *trucks must enter sign*, the driver must enter the area indicated by information on or with the sign.

Offence provision.

Note **Truck** and **with** are defined in the dictionary.

Trucks must enter sign



Note for diagram There are a number of other permitted versions of this sign — see the diagrams in Schedule 3.

106 No buses signs

- (1) The driver of a bus must not drive past a *no buses sign* that has information on or with it indicating a mass if the GVM of the bus is more than that mass.

Offence provision.

Note **Bus**, **GVM** and **with** are defined in the dictionary.

- (2) The driver of a bus must not drive past a *no buses sign* that has information on or with it indicating a length if the bus is longer than that length.

Offence provision.

- (3) The driver of a bus must not drive past a *no buses sign* that has no information on or with it indicating a mass or length.

Offence provision.

No buses sign



107 Buses must enter signs

If the driver of a bus drives past a *buses must enter sign*, the driver must enter the area indicated by information on or with the sign.

Offence provision.

Note **Bus** and **with** are defined in the dictionary.

Buses must enter sign



Note for diagram There is another permitted version of this sign — see the diagram in Schedule 3.

108 Trucks and buses low gear signs

- (1) If the driver of a truck or bus is driving on a length of road to which a *trucks and buses low gear sign* applies, the driver must drive the truck or bus in a gear that is low enough to limit the speed of the truck or bus without the use of a primary brake.

Offence provision.

Note **Bus**, **length** of road and **truck** are defined in the dictionary.

- (2) Subrule (1) does not apply to the driver of a bus if information on or with the sign indicates that it applies only to trucks.

Note **With** is defined in the dictionary.

- (3) A *trucks and buses low gear sign* on a road applies to the length of road beginning at the sign and ending:
 - (a) if information on or with the sign indicates a distance — at that distance on the road from the sign; or
 - (b) in any other case — at an *end trucks and buses low gear sign* on the road.

Rule 108

(4) In this rule:

primary brake means the footbrake, or other brake, fitted to a truck or bus that is normally used to slow or stop the vehicle.

Trucks and buses low gear sign

End trucks and buses low gear sign



Note for diagrams There are a number of other permitted versions of the *trucks and buses low gear sign*, and another permitted version of the *end trucks and buses low gear sign* — see the diagrams in Schedule 3.