



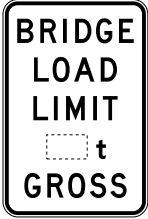
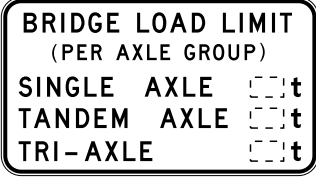
















Schedule 2 Standard or commonly used traffic signs







(rule 316)









<p>Area speed-limit sign (rule 22)</p> 	<p>Bicycle lane sign (rules 153, 252)</p> 
<p>Bicycle parking sign (rule 201)</p> 	<p>Bicycle path sign (rules 239, 242, 252)</p> 
<p>Bridge load limit (gross mass) sign (rule 103)</p> 	<p>Bridge load limit (mass per axle group) sign (rule 103)</p> 

<p>Bus lane sign (rule 154)</p> 	<p>Buses must enter sign (rule 107)</p> 
<p>Bus zone sign (rule 183)</p> 	<p>Children crossing flag (rule 80)</p> 
<p>Children's crossing sign (rule 80)</p> 	<p>Clearance sign (rule 102)</p> 

<p>Clearway sign (rule 176)</p> 	<p>Emergency stopping lane only sign (rule 95)</p> 
<p>End area speed-limit sign (rule 22)</p> 	<p>End bicycle lane sign (rule 153)</p> 
<p>End bicycle path sign (rule 239)</p> 	<p>End bus lane sign (rule 154)</p> 









<p>End clearway sign (rule 176)</p> 	<p>End freeway sign (rules 97, 177)</p> 
<p>End keep left unless overtaking sign (rule 130)</p> 	<p>End no bicycles sign (rule 252)</p> 
<p>End no overtaking or passing sign (rule 93)</p> 	<p>End road access sign (rules 97, 229)</p> 
<p>End school zone sign (rule 23)</p> 	<p>End separated footpath sign (rule 239)</p> 






<p>End shared path sign (rule 242)</p> 	<p>End shared zone sign (rule 24)</p> 
<p>End speed-limit sign (rule 21)</p> 	<p>End tram lane sign (rule 155)</p> 
<p>End transit lane sign (End transit lane (T2) sign) (rule 156)</p> 	<p>End transit lane sign (End transit lane (T3) sign) (rule 156)</p> 

<p>End trucks and buses low gear sign (rule 108)</p> 	<p>End truck lane sign (rule 157)</p> 
<p>End trucks use left lane sign (rule 159)</p> 	<p>Freeway sign (rule 177)</p> 
<p>Freeway sign (rule 177)</p> 	<p>Give way sign (rules 69, 70, 71, 122)</p> 
<p>Gross load limit sign (rule 103)</p> 	<p>Hand-held stop sign (rules 80, 101)</p> 

<p>Hand-held stop sign (rules 80, 101)</p> 	<p>Hook turn only sign (rule 34)</p> 
<p>Keep left sign (rule 99)</p> 	<p>Keep left unless overtaking sign (rule 130)</p> 
<p>Keep right sign (rules 99, 135)</p> 	<p>Left lane must turn left sign (rule 88)</p> 




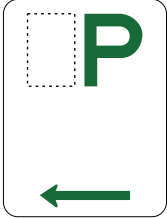
<p>Left turn on red after stopping sign (rule 59)</p>  <p>A rectangular sign with a black border and black text on a white background. The text reads: "LEFT TURN ON RED PERMITTED AFTER STOPPING".</p>	<p>Left turn only sign (rule 88)</p>  <p>A rectangular sign with a black border, a black arrow pointing left and upwards, and the word "ONLY" in black text on a white background.</p>
<p>Level crossing sign (rule 120)</p>  <p>A white sign with a black border and black text. The words "RAIL CROSSING" are written on two intersecting diagonal bars.</p>	<p>Level crossing sign (rule 120)</p>  <p>A red sign with a white border and white text. The words "RAIL CROSSING" are written on two intersecting diagonal bars.</p>
<p>Level crossing sign (rule 120)</p>  <p>A white sign with a black border and black text. The words "TRAM CROSSING" are written on two intersecting diagonal bars.</p>	<p>Loading zone sign (rule 179)</p>  <p>A rectangular sign with a white border. It has a red box at the top with the words "LOADING ZONE" in white text, and a red arrow pointing left at the bottom.</p>







<p>Low clearance sign (rule 102)</p> 	<p>Mail zone sign (rule 186)</p> 
<p>Median turning lane sign (rule 86)</p> 	<p>Minibus zone sign (rule 184)</p> 
<p>Motor bike parking sign (rule 202)</p> 	<p>No bicycles sign (rules 239, 242, 252)</p> 
<p>No buses sign (rule 106)</p> 	<p>No entry sign (rule 100)</p> 







<p>No hook turn by bicycles sign (rule 36)</p>  <p>A rectangular sign with a black border and white background. The text reads "NO HOOK TURN BY BICYCLES" in bold, black, uppercase letters, centered on the sign.</p>	<p>No left turn sign (Standard sign) (rule 91)</p>  <p>A square sign with a white background. It features a black arrow pointing left, which is crossed out by a red circle with a diagonal slash from the top-left to the bottom-right.</p>
<p>No left turn sign (Variable illuminated message sign) (rule 91)</p>  <p>A square sign with a black background. It features a red dotted circle with a white dotted arrow pointing left, crossed out by a red dotted diagonal slash.</p>	<p>No overtaking on bridge sign (rule 94)</p>  <p>A rectangular sign with a black border and white background. The text reads "NO OVERTAKING ON BRIDGE" in bold, black, uppercase letters, centered on the sign.</p>
<p>No overtaking or passing sign (rule 93)</p>  <p>A rectangular sign with a black border and white background. The text reads "NO OVERTAKING OR PASSING" in bold, black, uppercase letters, centered on the sign.</p>	<p>No parking sign (for a length of road) (rule 168)</p>  <p>A rectangular sign with a white background. It features a red circle with a diagonal slash over a black letter 'P'. Below the circle is a red arrow pointing to the left.</p>







<p>No parking sign (for an area) (rule 168)</p> 	<p>No pedestrians sign (rule 228)</p> 
<p>No right turn sign (Standard sign) (rule 91)</p> 	<p>No right turn sign (Variable illuminated message sign) (rule 91)</p> 
<p>No stopping sign (for a length of road) (rule 167)</p> 	<p>No stopping sign (for an area) (rule 167)</p> 







<p>No trucks sign (rule 104)</p> 	<p>No turns sign (rule 90)</p> 
<p>No U-turn sign (Standard sign) (rule 39)</p> 	<p>No U-turn sign (Variable illuminated message sign) (rule 39)</p> 
<p>One-way sign (rule 98)</p> 	<p>Park in bays only sign (rule 211)</p> 







<p>Pedestrian crossing sign (rule 81)</p> 	<p>Pedestrians may cross diagonally sign (rules 230, 234)</p> 
<p>People with disabilities parking sign (rule 203)</p> 	<p>Permissive parking sign (for a length of road) (rule 204)</p> 
<p>Permissive parking sign (for a length of road) (rule 204)</p> 	<p>Permissive parking sign (for an area) (rule 204)</p> 

<p>Permissive parking sign displaying a people with disabilities symbol (for a length of road) (rule 203)</p>  <p>A rectangular sign with a white background. At the top is a large green letter 'P'. Below it is a blue square containing a white wheelchair symbol. Underneath the symbol is the word 'ONLY' in blue capital letters. At the bottom is a green arrow pointing to the left.</p>	<p>Permissive parking sign displaying a people with disabilities symbol (for an area) (rule 203)</p>  <p>A rectangular sign with a white background. At the top, the words 'PARKING AREA' are written in green. Below that is a dashed green square containing a green letter 'P'. Underneath is a blue square with a white wheelchair symbol, and at the bottom is the word 'ONLY' in blue capital letters.</p>
<p>Permit zone sign (rule 185)</p>  <p>A rectangular sign with a white background. At the top, the words 'PERMIT ZONE' are written in white capital letters on a red rectangular background. At the bottom is a red arrow pointing to the left.</p>	<p>Right lane must turn right sign (rule 89)</p>  <p>A rectangular sign with a white background and a black border. The text 'RIGHT LANE MUST TURN RIGHT' is written in black capital letters, arranged in four lines.</p>
<p>Right turn only sign (rule 89)</p>  <p>A rectangular sign with a white background and a black border. It features a black arrow curving to the right. Below the arrow, the word 'ONLY' is written in black capital letters.</p>	<p>Road access sign (rules 97, 229)</p>  <p>A rectangular sign with a white background and a black border. The text 'NO PEDESTRIANS BICYCLES ANIMALS BEYOND THIS POINT' is written in black capital letters, arranged in six lines.</p>

<p>Roundabout sign (rule 109)</p> 	<p>Safety zone sign (rules 162, 190)</p> 
<p>Separated footpath sign (rules 239, 252)</p> 	<p>School zone sign (rule 23)</p> 
<p>Shared path sign (rules 242, 252)</p> 	<p>Shared zone sign (rule 24)</p> 

<p>Speed derestriction sign (rule 21)</p> 	<p>Speed-limit sign (Standard sign) (rules 21, 316)</p> 
<p>Speed-limit sign (Variable illuminated message sign) (rules 21, 316)</p> 	<p>Stop here on red arrow sign (rule 56)</p> 
<p>Stop here on red signal sign (rule 56)</p> 	<p>Stop sign (rules 67, 68, 121)</p> 

<p>Taxi zone sign (rule 182)</p> 	<p>Traffic light–stop sign (rule 63)</p> 
<p>Tram lane sign (rule 155)</p> 	<p>Transit lane sign (Transit lane (T2) sign) (rule 156)</p> 
<p>Transit lane sign (Transit lane (T3) sign) (rule 156)</p> 	<p>Truck lane sign (rule 157)</p> 

<p>Trucks and buses low gear sign (rule 108)</p>  <p>A rectangular sign with a black border and rounded corners. The text inside is in bold, black, uppercase letters, arranged in four lines: "TRUCKS", "& BUSES", "MUST USE", and "LOW GEAR".</p>	<p>Trucks must enter sign (rule 105)</p>  <p>A rectangular sign with a black border and rounded corners. The text inside is in bold, black, uppercase letters, arranged in three lines: "TRUCKS", "MUST", and "ENTER".</p>
<p>Trucks use left lane sign (rule 159)</p>  <p>A rectangular sign with a black border and rounded corners. The text inside is in bold, black, uppercase letters, arranged in four lines: "TRUCKS", "USE", "LEFT", and "LANE".</p>	<p>Truck zone sign (rule 180)</p>  <p>A rectangular sign with a white background and a black border. At the top, the words "TRUCK" and "ZONE" are written in white, uppercase letters on a red rectangular background. Below this, there is a red arrow pointing to the left.</p>
<p>Two-way sign (rules 98, 132, 136)</p>  <p>A rectangular sign with a black border and rounded corners. It features two vertical arrows: a black arrow pointing upwards on the left and a black arrow pointing downwards on the right.</p>	<p>U-turn permitted sign (rule 40)</p>  <p>A rectangular sign with a black border and rounded corners. It features a large black letter "U" at the top, followed by the words "TURN" and "PERMITTED" in bold, black, uppercase letters on two separate lines below it.</p>

Works zone sign
(rule 181)

