

Part 14 Rules for pedestrians

Division 1 General

Note 1 For the Australian Road Rules, a pedestrian includes:

- a person driving a motorised wheelchair that cannot travel at over 10 kilometres per hour (on level ground)
- a person in a non-motorised wheelchair
- a person pushing a motorised or non-motorised wheelchair
- a person in or on a wheeled recreational device or wheeled toy (see rule 18).

Note 2 *Wheelchair*, *wheeled recreational device* and *wheeled toy* are defined in the dictionary.

228 No pedestrians signs

A pedestrian must not travel past a *no pedestrians sign*.

Offence provision.

No pedestrians sign



229 Pedestrians on a road with a road access sign

A pedestrian must not be on a length of road to which a *road access sign* applies if information on or with the sign indicates that pedestrians are not permitted beyond the sign.

Offence provision.

Note 1 *Length* of road and *with* are defined in the dictionary.

Note 2 For the way in which a *road access sign* applies, see rule 97. The sign is usually used on a freeway.

Road access sign



Note 1 for diagram There are a number of other permitted versions of the *road access sign* — see the diagrams in Schedule 3.

Note 2 for diagram The sign may indicate that it applies to different or additional vehicles or persons — see rule 316 (4).

230 Crossing a road — general

- (1) A pedestrian crossing a road:
 - (a) must cross by the shortest safe route; and
 - (b) must not stay on the road longer than necessary to cross the road safely.

Offence provision.

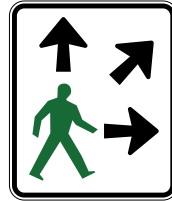
- (2) However, if the pedestrian is crossing the road at an intersection with traffic lights and a *pedestrians may cross diagonally sign*, the pedestrian may cross the road diagonally at the intersection.

Note **Intersection** and **traffic lights** are defined in the dictionary.

- (3) In this rule:
road does not include a road-related area, but includes any shoulder of the road.

Note **Road-related area** is defined in rule 13, and **shoulder** is defined in rule 12.

Pedestrians may cross diagonally sign



Note for diagram There is another permitted version of this sign — see the diagram in Schedule 3.

231 Crossing a road at pedestrian lights

- (1) A pedestrian approaching or at an intersection, or another place on a road, with pedestrian lights and traffic lights must comply with this rule.

Offence provision.

Note **Intersection**, **pedestrian lights** and **traffic lights** are defined in the dictionary.

- (2) If the pedestrian lights show a red pedestrian light and the pedestrian has not already started crossing the intersection or road, the pedestrian must not start to cross until the pedestrian lights change to green.

Note 1 **Green pedestrian light** and **red pedestrian light** are defined in the dictionary.

Note 2 A traffic control device (including pedestrian lights) generally only applies to a person if the device faces the person — see Part 20, Division 3, especially rule 340.

Rule 231

- (3) If, while the pedestrian is crossing the road, the pedestrian lights change to flashing red or red, the pedestrian must not stay on the road for longer than necessary to cross safely to the nearer (in the direction of travel of the pedestrian) of the following:
- (a) a dividing strip, safety zone, or traffic island, forming part of the area set aside or used by pedestrians to cross the road at the intersection or place (the *safety area*);
 - (b) the nearest side of the road.

Note **Dividing strip** and **traffic island** are defined in the dictionary, and **safety zone** is defined in rule 162.

- (4) If, under subrule (3), the pedestrian crosses to the safety area, the pedestrian must remain in the safety area until the pedestrian lights change to green.
- (5) However, if the pedestrian cannot operate the pedestrian lights from the safety area, the pedestrian may cross to the far side of the road when:
- (a) the traffic lights change to green or flashing yellow, or there is no red traffic light showing; and
 - (b) it is safe to do so.


Note **Red traffic light** is defined in the dictionary.

- (6) In this rule:


road does not include a road-related area, but includes any shoulder of the road.

Note **Road-related area** is defined in rule 13, and **shoulder** is defined in rule 12.

Red pedestrian light showing
red pedestrian symbol



Green pedestrian light showing
green pedestrian symbol



232 Crossing a road at traffic lights

- (1) A pedestrian approaching or at an intersection, or another place on a road, with traffic lights, but without pedestrian lights, must comply with this rule.

Offence provision.

Note **Intersection**, **pedestrian lights** and **traffic lights** are defined in the dictionary.

- (2) If the traffic lights show a red or yellow traffic light and the pedestrian has not already started crossing the intersection or road, the pedestrian must not start to cross until the traffic lights change to green or flashing yellow, or there is no red traffic light showing.

Note **Green traffic light**, **red traffic light** and **yellow traffic light** are defined in the dictionary.

- (3) If, while the pedestrian is crossing the road, the traffic lights change to yellow or red, the pedestrian must not stay on the road for longer than necessary to cross safely to the nearer (in the direction of travel of the pedestrian) of the following:
- (a) a dividing strip, safety zone, or traffic island, forming part of the area set aside or used by pedestrians to cross the road at the intersection or place (the **safety area**);
 - (b) the nearest side of the road.

Offence provision.

Note **Dividing strip** and **traffic island** are defined in the dictionary, and **safety zone** is defined in rule 162.

- (4) If, under subrule (3), the pedestrian crosses to the safety area, the pedestrian must remain in the safety area until the traffic lights change to green or flashing yellow, or there is no red traffic light showing.

Offence provision.

- (5) In this rule:

road does not include a road-related area, but includes any shoulder of the road.

Note **Road-related area** is defined in rule 13, and **shoulder** is defined in rule 12.

Rule 233

233 Crossing a road to or from a tram

- (1) A pedestrian must not cross a road to get on a tram at a tram stop until the tram has stopped at the tram stop.

Offence provision.

Note **Tram** is defined in the dictionary.

- (2) A pedestrian crossing a road after getting off a tram:
- (a) must cross to the nearest footpath by the shortest safe route or, if there is no footpath, cross the road by the shortest safe route; and
 - (b) must not stay on the road for longer than necessary to cross the road safely.

Offence provision.

Note **Footpath** is defined in the dictionary.

- (3) This rule does not apply to a pedestrian:
- (a) on a safety zone; or
 - (b) crossing a road to or from a safety zone.

Note **Safety zone** is defined in rule 162.

- (4) Subrule (2) does not apply to:
- (a) a pedestrian in a shared zone; or
 - (b) an employee of a public transport operator who is in uniform and engaged in carrying out his or her duties.

Note **Shared zone** is defined in rule 24.

- (5) In this rule:

road does not include a road-related area, but includes any shoulder of the road.

tram includes a bus travelling along tram tracks.

Note 1 **Bus** and **travelling along tram tracks** are defined in the dictionary, **road-related area** is defined in rule 13, and **shoulder** is defined in rule 12.

Note 2 For the duties of drivers where there are pedestrians getting on or off trams or buses, or in safety zones, see rules 162 to 164.

234 Crossing a road on or near a crossing for pedestrians

- (1) A pedestrian must not cross a road, or part of a road, within 20 metres of a crossing on the road, except at the crossing or another crossing, unless the pedestrian is:
 - (a) crossing, or helping another pedestrian to cross, an area of the road between tram tracks and the far left side of the road to get on, or after getting off, a tram or public bus; or
 - (b) crossing to or from a safety zone; or
 - (c) crossing at an intersection with traffic lights and a *pedestrians may cross diagonally sign*; or
 - (d) crossing in a shared zone; or
 - (e) crossing a road, or a part of a road, from which vehicles are excluded, either permanently or temporarily.

Offence provision.

Note **Intersection**, **public bus**, **traffic lights**, **tram** and **tram tracks** are defined in the dictionary, **safety zone** is defined in rule 162, and **shared zone** is defined in rule 24.

- (2) A pedestrian must not stay on a crossing on a road for longer than necessary to cross the road safely.

Offence provision.

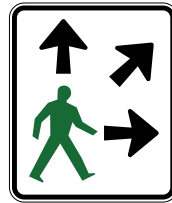
- (3) Subrule (2) does not apply to a person who is helping pedestrians cross a road at a crossing if the person is permitted to do so under another law of this jurisdiction.

- (4) In this rule:

crossing means a children's crossing, marked foot crossing or pedestrian crossing.

Note **Children's crossing** is defined in rule 80, **marked foot crossing** is defined in the dictionary, and **pedestrian crossing** is defined in rule 81.

Pedestrians may cross diagonally sign



Note for diagram There is another permitted version of this sign — see the diagram in Schedule 3.

235 Crossing a level crossing

- (1) A pedestrian must not cross a railway line, or tram tracks, at a level crossing unless:
 - (a) there is a pedestrian facility at the crossing and the pedestrian uses the facility; or
 - (b) there is no pedestrian facility at, or within 20 metres of, the crossing.

Offence provision.

Note **Level crossing** is defined in rule 120.

- (2) A pedestrian must not cross a railway line, or tram tracks, at a level crossing if:
 - (a) warning lights (for example, twin red lights or rotating red lights) are flashing or warning bells are ringing; or
 - (b) a gate, boom or barrier at the crossing is closed or is opening or closing; or
 - (c) a train or tram is on or entering the crossing; or

- (d) a train or tram approaching the crossing can be seen from the crossing or is sounding a warning, and there would be a danger of the pedestrian being struck by the train or tram if the pedestrian entered the crossing; or
- (e) the crossing, or a road beyond the crossing, is blocked.

Offence provision.

Example for paragraph (2) (e)

The crossing, or a road beyond the crossing, may be blocked by congested traffic, a disabled vehicle, a collision between vehicles or between a vehicle and a pedestrian, or by stock on the road.

Note **Enter** and **twin red lights** are defined in the dictionary.

- (3) In this rule:

pedestrian facility means a footpath, bridge or other structure designed for the use of pedestrians.

Note **Footpath** is defined in the dictionary.

236 Pedestrians not to cause a traffic hazard or obstruction

- (1) A pedestrian must not cause a traffic hazard by moving into the path of a driver.

Offence provision.

- (2) A pedestrian must not unreasonably obstruct the path of any driver or another pedestrian.

Offence provision.

- (3) For subrule (2), a pedestrian does not unreasonably obstruct the path of another pedestrian only by travelling more slowly than other pedestrians.

Rule 237

237 Getting on or into a moving vehicle

- (1) A person must not get on, or into, a moving vehicle unless:
- (a) the person is engaged in the door-to-door delivery or collection of goods, or in the collection of waste or garbage, and is required to get in or out of the vehicle, or on or off the vehicle, at frequent intervals; and
 - (b) the vehicle is not travelling at a speed over 5 kilometres per hour.

Offence provision.

- (2) This rule does not apply to a person who is getting on or off a bicycle or animal.

Note 1 **Bicycle** is defined in the dictionary.

Note 2 Rule 269 (1) prohibits a person getting off, or out of, a moving vehicle.

238 Pedestrians travelling along a road (except in or on a wheeled recreational device or toy)

- (1) A pedestrian must not travel along a road if there is a footpath or nature strip adjacent to the road, unless it is impracticable to travel on the footpath or nature strip.

Offence provision.

Note **Footpath** and **nature strip** are defined in the dictionary.

- (2) A pedestrian travelling along a road:
- (a) must keep as far to the left or right side of the road as is practicable; and
 - (b) must not travel on the road alongside more than 1 other pedestrian or vehicle travelling on the road in the same direction as the pedestrian, unless the pedestrian is overtaking other pedestrians.

Offence provision.

(3) In this rule:

pedestrian does not include a person travelling in or on a wheeled recreational device or wheeled toy.

road does not include a road-related area, but includes any shoulder of the road.

Note 1 *Road-related area* is defined in rule 13, *shoulder* is defined in rule 12, and *wheeled recreational device* and *wheeled toy* are defined in the dictionary.

Note 2 Persons travelling on roads in or on wheeled recreational devices or wheeled toys are dealt with in rule 241.

239 Pedestrians on a bicycle path or separated footpath

(1) A pedestrian must not be on a bicycle path, or a part of a separated footpath designated for the use of bicycles, unless the pedestrian:

- (a) is crossing the bicycle path or separated footpath by the shortest safe route; and
- (b) does not stay on the bicycle path or separated footpath for longer than necessary to cross the bicycle path or separated footpath safely.

Offence provision.

Note 1 *Bicycle* is defined in the dictionary, and *bicycle path* and *separated footpath* are defined in subrule (4).

Note 2 Rule 336 deals with how parts of a separated footpath are designated for bicycle riders and pedestrians.

(2) However, a pedestrian may be on a bicycle path, or a part of a separated footpath designated for the use of bicycles, if:

- (a) the pedestrian is:
 - (i) in or pushing a wheelchair; or
 - (ii) on rollerblades, rollerskates or a similar wheeled recreational device; and

Rule 239

- (b) there is no traffic control device, or information on or with a traffic control device, applying to the bicycle path or separated footpath that indicates that the pedestrian is not permitted to be on the bicycle path or the part of the separated footpath designated for the use of bicycles.

Note 1 **Traffic control device**, **wheelchair**, **wheeled recreational device** and **with** are defined in the dictionary.

Note 2 Rule 243 (2) provides that a person travelling on rollerblades, rollerskates, or a similar wheeled recreational device, on a bicycle path, or a part of a separated footpath designated for the use of bicycles, must keep out of the path of any bicycle.

- (3) A pedestrian who is crossing a bicycle path, or a part of a separated footpath designated for the use of bicycles, must keep out of the path of any bicycle, or any pedestrian who is permitted under subrule (2) to be on the bicycle path, or the part of the separated footpath designated for the use of bicycles.

Offence provision.

- (4) In the Australian Road Rules:

bicycle path means a length of path beginning at a *bicycle path sign* or bicycle path road marking, and ending at the nearest of the following:

- (a) an *end bicycle path sign* or end bicycle path road marking;
(b) a *separated footpath sign* or separated footpath road marking;
(c) a road (except a road-related area);
(d) the end of the path.

Note **Road-related area** is defined in rule 13.

bicycle path road marking means a road marking on a path, consisting of a bicycle symbol, the words 'bicycles only', or both the bicycle symbol and the word 'only'.

Note **Bicycle symbol** is defined in the dictionary.

end bicycle path road marking means a bicycle path road marking with the word 'end'.

end separated footpath road marking means a separated footpath road marking with the word 'end'.

separated footpath means a length of footpath beginning at a *separated footpath sign* or separated footpath road marking, and ending at the nearest of the following:

- (a) an *end separated footpath sign* or end separated footpath road marking;
- (b) a *bicycle path sign* or bicycle path road marking;
- (c) a *no bicycles sign* or no bicycles road marking;
- (d) a road (except a road-related area);
- (e) the end of the footpath.

Note Footpath and *no bicycles road marking* are defined in the dictionary.

separated footpath road marking means a road marking on a footpath consisting of a pedestrian symbol and a bicycle symbol side by side, with or without the word 'only'.

Note Pedestrian symbol is defined in the dictionary.

Bicycle path sign



End bicycle path sign



Separated footpath sign



End separated footpath sign



Rule 239

No bicycles sign



Note 1 for diagrams There are a number of other permitted versions of the *bicycle path sign* and the *end bicycle path sign*, and another permitted version of each of the other signs — see the diagrams in Schedule 3.

Note 2 for diagrams A *separated footpath sign* may have the pedestrian symbol and the bicycle symbol reversed — see rule 316 (4).

Division 2 Rules for persons travelling in or on wheeled recreational devices and wheeled toys

Note 1 For the Australian Road Rules, a person in or on a wheeled recreational device or wheeled toy is a pedestrian, not a rider — see rule 18 (d). This Division contains rules that apply only to persons travelling in or on wheeled recreational devices and wheeled toys.

Note 2 **Wheeled recreational device** and **wheeled toy** are defined in the dictionary.

240 Wheeled recreational devices and toys not to be used on certain roads

- (1) A person must not travel in or on a wheeled recreational device or wheeled toy on a road with a dividing line or median strip, or on a one-way road with more than 1 marked lane.

Offence provision.

Note **Dividing line**, **marked lane**, **median strip** and **one-way road** are defined in the dictionary.

- (2) A person must not travel in or on a wheeled recreational device:
- (a) on a road that is declared, under another law of this jurisdiction, to be a road on which wheeled recreational devices are prohibited; or
 - (b) on a road at a particular time if another law of this jurisdiction prohibits wheeled recreational devices from being on all roads, or that road, at that time.

Offence provision.

Example for paragraph (b)

Another law of this jurisdiction may provide that a person must not travel in or on a wheeled recreational device on a road at night.

Rule 241

- (3) A person must not travel in or on a wheeled toy:
- (a) on a road that is declared, under another law of this jurisdiction, to be a road on which wheeled toys are prohibited; or
 - (b) on a road at a particular time if another law of this jurisdiction prohibits wheeled toys on all roads, or that road, at that time.

Offence provision.

- (4) In subrule (1), *road* does not include a road-related area but includes any shoulder of the road.

241 Travelling in or on a wheeled recreational device or toy on a road

- (1) A person travelling in or on a wheeled recreational device or wheeled toy on a road:
- (a) must keep as far to the left side of the road as is practicable; and
 - (b) must not travel alongside more than 1 other pedestrian or vehicle travelling on the road in the same direction as the person, unless the person is overtaking other pedestrians.

Offence provision.

- (2) In this rule:

road does not include a road-related area, but, in subrule (1) (b), includes any shoulder of the road.

Note Road-related area is defined in rule 13, and *shoulder* is defined in rule 12.

242 Travelling in or on a wheeled recreational device or toy on a footpath or shared path

- (1) A person travelling in or on a wheeled recreational device or wheeled toy on a footpath or shared path must:
- (a) keep to the left of the footpath or shared path unless it is impracticable to do so; and

Rule 242

- (b) give way to any pedestrian (except a person travelling in or on a wheeled recreational device or wheeled toy) who is on the footpath or shared path.

Offence provision.

Note 1 **Footpath** is defined in the dictionary.

Note 2 For this rule, **give way** means the person must slow down and, if necessary, stop to avoid a collision — see the definition in the dictionary.

Note 3 Bicycle riders on footpaths and shared paths must give way to persons travelling in or on wheeled recreational devices or toys, as well as other pedestrians — see rule 250 (2).

Note 4 Another law of this jurisdiction may prescribe give way rules for persons travelling in or on wheeled recreational devices or toys.

- (2) A **shared path** is an area open to the public (except a separated footpath) that is designated for, or has as one of its main uses, use by both the riders of bicycles and pedestrians, and includes a length of path for use by both bicycles and pedestrians beginning at a **shared path sign** and ending at the nearest of the following:

- (a) an **end shared path sign**;
- (b) a **no bicycles sign** or no bicycles road marking;
- (c) a **bicycle path sign**;
- (d) a road (except a road-related area);
- (e) the end of the path.

Note **Bicycle** and **no bicycles road marking** are defined in the dictionary, **road-related area** is defined in rule 13, and **separated footpath** is defined in rule 239.

Shared path sign



End shared path sign



Rule 243

No bicycles sign



Bicycle path sign



Note for diagrams There are a number of other permitted versions of the *bicycle path sign*, and another permitted version of each of the other signs — see the diagrams in Schedule 3.

243 Travelling on rollerblades etc on a bicycle path or separated footpath

- (1) A person travelling on rollerblades, rollerskates, or a similar wheeled recreational device, must not be on a part of a separated footpath designated for the use of pedestrians unless the person:
 - (a) is crossing the separated footpath by the shortest safe route; and
 - (b) does not stay on the separated footpath for longer than necessary to cross the separated footpath safely.

Offence provision.

Note **Separated footpath** is defined in rule 239.

- (2) A person travelling on rollerblades, rollerskates, or a similar wheeled recreational device, on a bicycle path, or a part of a separated footpath designated for the use of bicycles, must keep out of the path of any bicycle.

Offence provision.

Note **Bicycle** is defined in the dictionary, and **bicycle path** is defined in rule 239.

244 Holding onto a moving vehicle

A person travelling in or on a wheeled recreational device or wheeled toy must not hold onto a vehicle while the vehicle is moving.

Offence provision.

Note **Vehicle** is defined in rule 15.